


The Lord's Prayer Garland



"Signs in some way make visible to us the great
invisible reality of the gift of God."

— Sofia Cavalletti, *The Religious Potential of the Child*

Words from Matthew 6: 9-13
(New International Version)

Art by Tiina Stenberg

Editor: Kaisa Stenberg-Lee

How to use this resource

Paper Garland

Print out the flags on heavy paper weight (or various colors of paper) and cut them out leaving a fold leaf on the top edge for attaching a string. You may want to resize the flags before printing them. To do this, simply select the number of pages on your printing settings (e.g. 2 per page, if you select 6 per page all the flags fit on one letter size paper).

The designs with block letter font are ideal for coloring while praying.

Attach the cut-out flags on a string or ribbon with tape, wood clothespins, or punch holes in the corners and string the cord through the holes.

Painted Fabric Garland with Textile Markers or Textile/Acrylic Paints

Print out the prayer flags in a desired size. Cut the fabric to match the printed pattern. Use masking tape to attach the paper patterns and the fabric on a window (to increase visibility for tracing). Trace the pattern on the fabric with a fabric marker or pencil. Use textile paints or acrylic paints and a small brush to paint the designs and words on the fabric. Optionally use textile markers to draw. Let dry. To attach, use wood clothespins or sew a tube on the top edge of the flags and string through a natural cord. You may want to add beads, ribbons, or other elements to the garland.

Embroidery Fabric Garland

Start off by follow the instructions above until you have traced the designs and words on your fabric of choice (I recommend high thread count fabrics and strong contrast between the color of thread and fabric for a good visibility). Take an embroidery needle, embroidery floss (of your color choice) and attach the flag on an embroidery hoop. Separate one or two (depending on how thick lines you want) threads from the floss. Use simple backstitch to embroider the designs on each of flags. Sew separate backing pieces on the backs of the flags to cover the loose thread ends and knots. You may like to sew a ribbon onto the tops of the flags instead of creating a loop for a movable string.

Write Own Prayers

We included a wordless version of the prayer which allows you to write your own prayers, or use different translations of the prayer on the flags.

Copyright

Kutsu Companions reserves all rights to the content of this resource. No part of the content may be resold or published in any form or by any means (including but not limited to digital platforms) without the creators' written permission.

About the Creators

Tiina is an artist and a Montessori teacher in Milan, Italy. She has a degree in illustration and her former art projects include animations and illustrations for the Burmese and Thai people groups, documentary on Indian Punjabi, and various media designs for Alpha Italy and other non-profits. You will find Tiina's warm and playful illustrations in Kutsu Companions resources and around the website (including Kutsu Companions logo).

Kaisa is the founder and a spiritual director at Kutsu Companions.

Learn more at: www.KutsuCompanions.com

The Lord's Prayer Garland



*1. Our Father in heaven,
hallowed be your name,*

Who is God to you? Express your wonder, gratitude, and love to him.



*2. Your kingdom come, your will be done,
on earth as it is in heaven.*

What brokenness, injustice, and hurt do you see in and around you? Ask God to bring his kingdom of love and peace to those places and relationships.



3. Give us today our daily bread.

What do you need today? Ask God for help and for the things you need.



*4. And forgive us our debts,
as we also have forgiven our debtors.*

How have you hurt God, yourself and others? Ask God for healing, forgiveness and comfort.

Who has hurt you and who do you need to forgive?



*5. And lead us not into temptation,
but deliver us from the evil one.*


What leads you away from love, God, yourself and others? Ask God to help you to stay away from such things.



*6. For yours is the kingdom and the power and the glory
forever. Amen.*

What do you want to do to show God that you want to follow his lead, and trust that his ways are for your best?

OUR FATHER
IN HEAVEN, HALLOWED
BE YOUR NAME,



YOUR KINGDOM COME,
YOUR WILL BE DONE,
ON EARTH
AS IT IS IN HEAVEN.




GIVE US TODAY
OUR DAILY BREAD.




AND FORGIVE US OUR
DEBTS, AS WE ALSO
HAVE FORGIVEN OUR
DEBTORS.



AND LEAD US NOT INTO
TEMPTATION,
BUT DELIVER US FROM
THE EVIL ONE.




FOR YOURS IS THE
KINGDOM
AND THE POWER
AND THE GLORY
FOREVER.
AMEN.



Hand letter-look

*Our Father
in heaven, hallowed
be your name,*



your kingdom come,
your will be done,
on earth
as it is in heaven.




*give us today
our daily bread.*




*And forgive us our debts,
as we also have forgiven
our debtors.*



*And lead us not
into temptation,
but deliver us from
the evil one.*



For yours is the kingdom
and the power
and the glory
forever.
Amen.



Wordless

